



Building the Foundation for Growth in 2026

Corporate Presentation

January 2026



Forward-Looking Statements

Forward-Looking Statements

Certain statements contained in this presentation constitute forward-looking information, which reflect the expectations of management Talisker Resources Ltd. (“**Talisker**” or the “**Company**”). These statements relate to future events or future performance and matters that are not historical facts and are based on Talisker’s current belief or assumptions as to the outcome and timing of such future events. Forward-looking statements in this presentation include statements regarding the Company’s future production profile and plan, additional mines, mineral resource base, PEA, exploration upside, all future financial and operating performance, and all events starting in 2026. Various assumptions or factors are typically applied in drawing conclusions or making the forecasts or projections set out in forward-looking information. Those assumptions and factors are based on information currently available to Talisker. Although such statements are based on reasonable assumptions of Talisker’s management, there can be no assurance that any conclusions or forecasts will prove to be accurate. In particular, the Company advises that it does not have defined mineral reserves and it has not based its production decision on a feasibility study of mineral reserves demonstrating economic and technical viability, and, as a result, there may be an increased uncertainty of achieving any particular level of recovery of minerals or the cost of such recovery, including increased risks associated with developing a commercially mineable deposit.

Forward looking information involves known and unknown risks, uncertainties and other factors which may cause the actual results, performance, or achievements to be materially different from any future results, performance or achievements expressed or implied by the forward-looking information. Such factors include risks inherent in the exploration, development and operation of mineral deposits, including risks relating to changes in project parameters as plans continue to be redefined, risks relating to variations in grade or recovery rates, risks relating to changes in mineral prices and the worldwide demand for and supply of minerals, risks related to increased competition and current global financial conditions, access and supply risks, reliance on key personnel, operational risks regulatory risks, including risks relating to the acquisition of the necessary licenses and permits, financing, capitalization and liquidity risks, title and environmental risks and risks relating to the failure to receive all requisite shareholder and regulatory approvals. Furthermore, historically, projects that are in production without defined mineral reserves have a much higher risk of economic and technical failure. There is no guarantee that production will proceed as anticipated or at all or that anticipated production costs will be achieved.

The forward-looking information contained in this presentation is made as of the date hereof, and Talisker is not obligated to update or revise any forward-looking information, whether as a result of new information, future events or otherwise, except as required by applicable securities laws. Because of the risks, uncertainties and assumptions contained herein, investors should not place undue reliance on forward-looking information. The foregoing statements expressly qualify any forward-looking information contained herein.

Certain material assumptions regarding such forward-looking statements are discussed in Talisker’s latest MD&A, its most recent Annual Information Form and other public filings of Talisker, which are available under Talisker’s issuer profile at SEDAR+ (www.sedarplus.ca).



Vision

To become a **multi-mine gold producer** by
developing a district scale gold belt
leading to the production of **more than
200,000 ounces of gold** annually

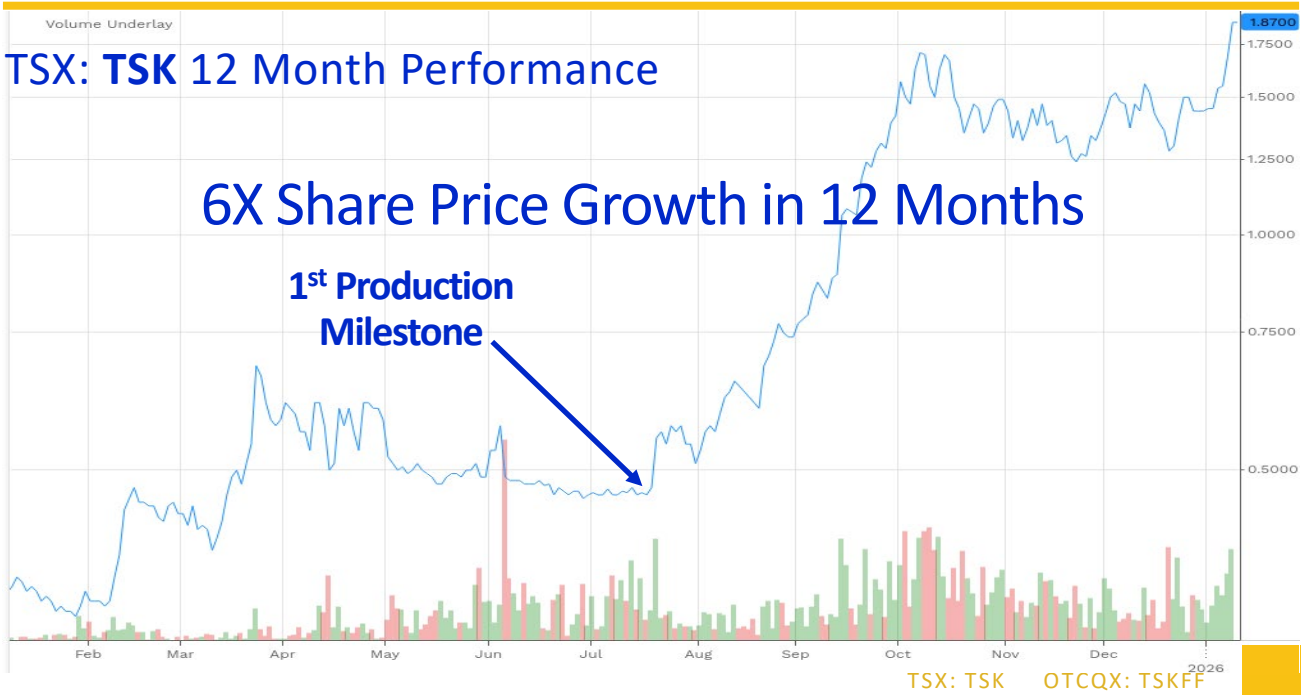





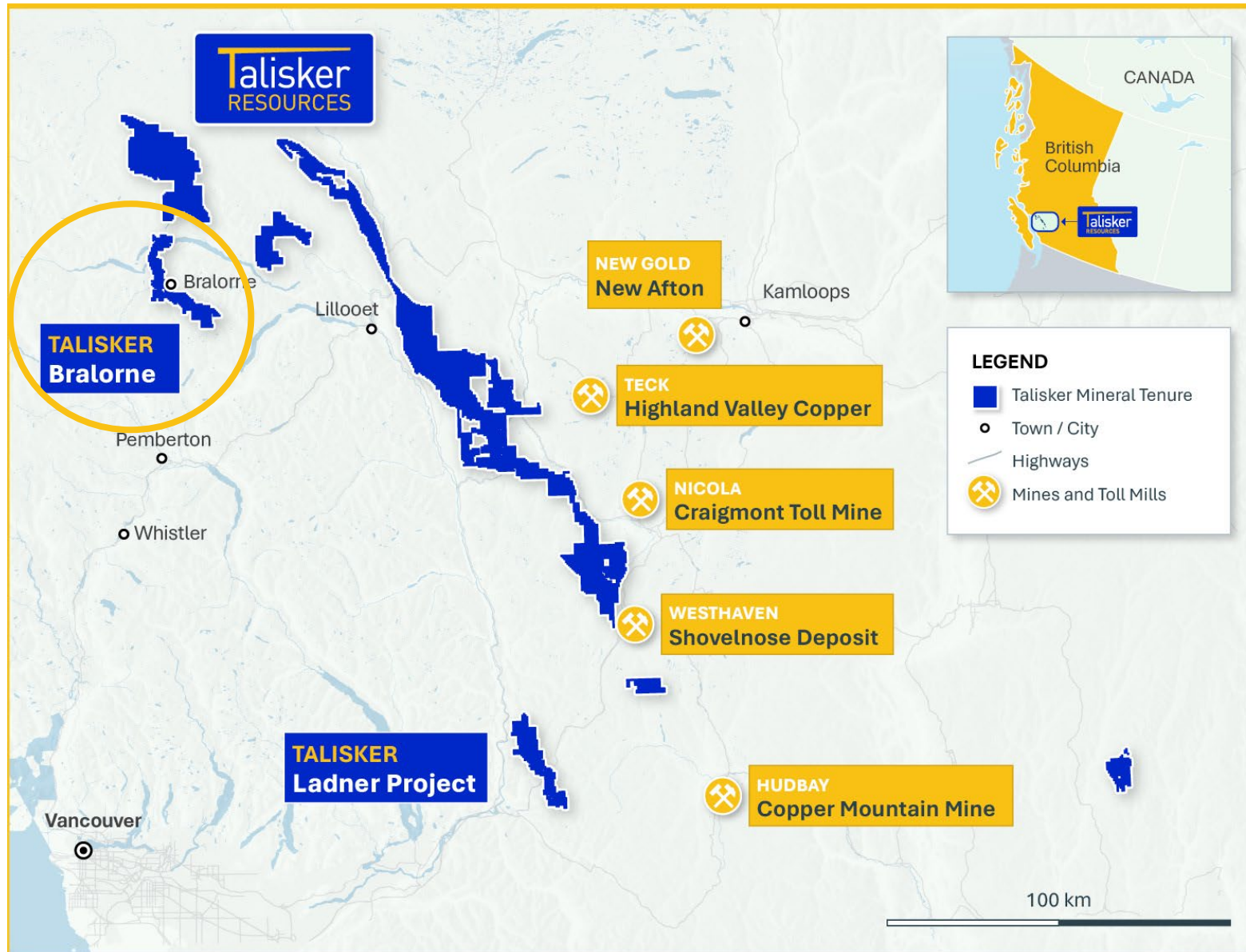
Share Structure and Capitalization

CAPITAL STRUCTURE (January 16, 2026)	
TSX /OTCQB Symbols	TSK/TSKFF
52 week high/low	\$1.98/0.32
Cash position (October 2025)	\$33M
Debt	\$1.6M
Credit Facility (undrawn)	\$35M
Common Shares Outstanding	178,737,110
Warrants	25,596,132
Options + RSUs	8,718,171
Fully Diluted Shares	213,051,413
Market Capitalization	~\$330 million

**Strong Institutional
Shareholder Base**



Located in the Heart of BC Mining



- Stable first world jurisdiction
- Extensive mining infrastructure
- Seamless logistics with abundant **highway and rail access**
- **Adjacent large-scale hydro-electric Infrastructure**
- **Connected to** reliable **grid power**
- Processing via **existing toll mills**
- Ready availability of **skilled labour** and **favourable operating climate**
- Access to Major Port Facility

Positioned for Growth – 5 Year Plan



From Discovery to Production in 5 years



2026 – Building the Foundation for Growth

Drilling

30,000m of resource conversion drilling
15,000m at Mustang (underground), 15,000m at Bralorne West (surface and underground)

Development

Advancing 3 Ramps – Lower Mustang, Bralorne West, Brumby
Lateral development preparing for increased production rates in 2027 and 2028
4,700m waste development, 3,000m Lateral ore development

Mining

38,000t Lateral Ore, 31,000t Stope Ore (69,000t total 2026 production)
Progressive ramp-up to 500t/d by Q3
First production stopes in 2 new areas - Brumby and Bralorne West

Ore Sorting

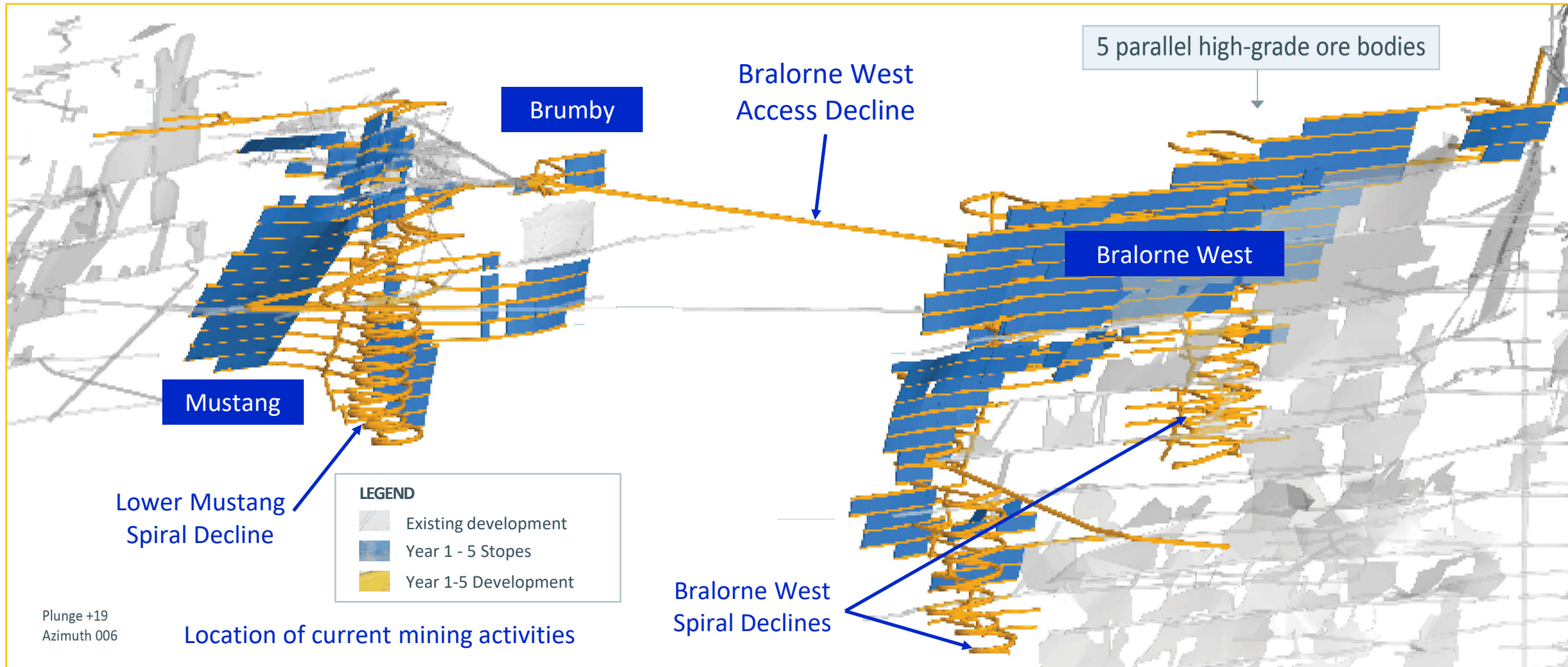
Implementation of laser based ore sorter
Reduction of waste by 40-50% (direct impact on trucking economics)
Increase grade by 80-100% (direct impact on payable economics)

PEA

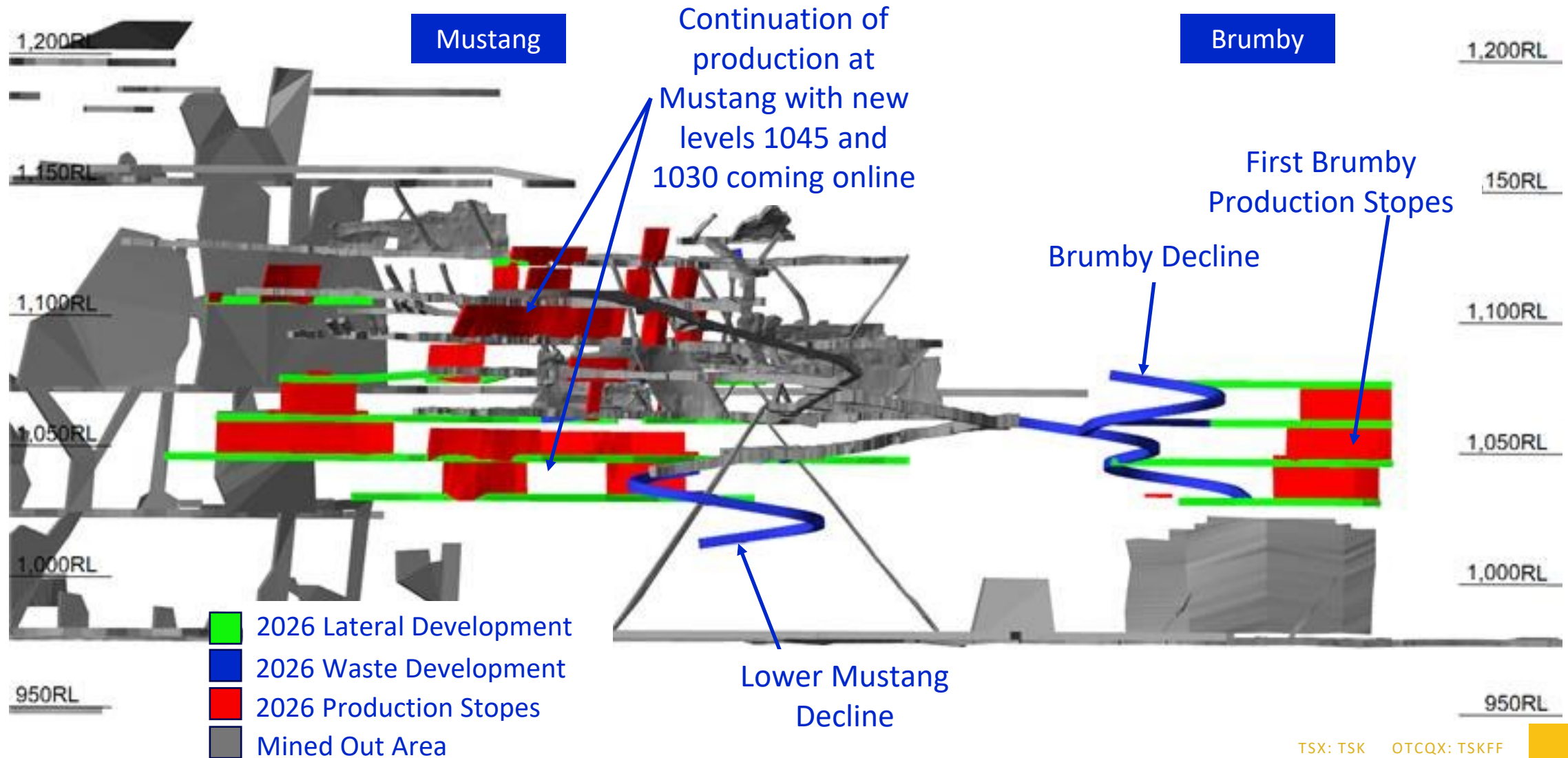
Incorporating 28,000 additional drift samples, 30,000m additional diamond drilling
18 new vein wireframes, significant resource update
Independent validation of economics for Mustang and Olympus mines plans

Production Overview

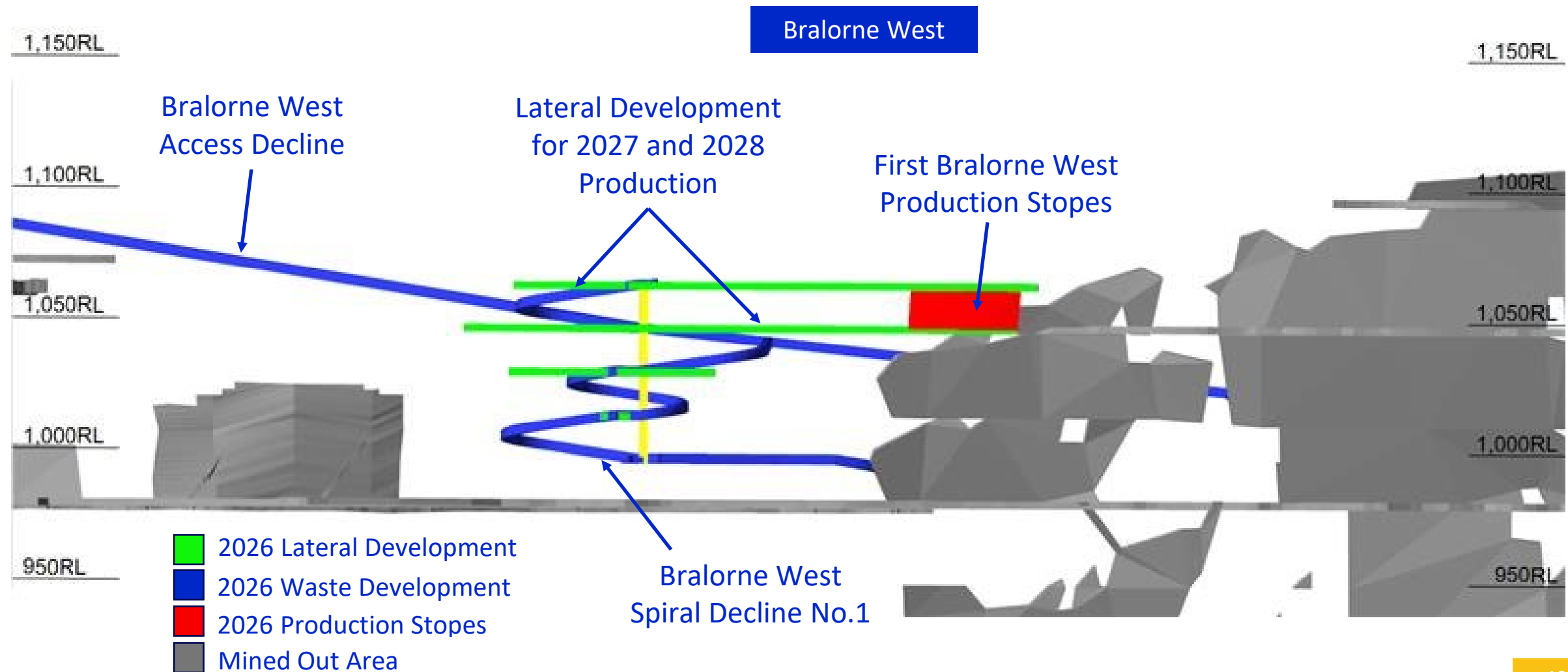
Mid-Term Production Plan



2026 Production - Mustang and Brumby Areas

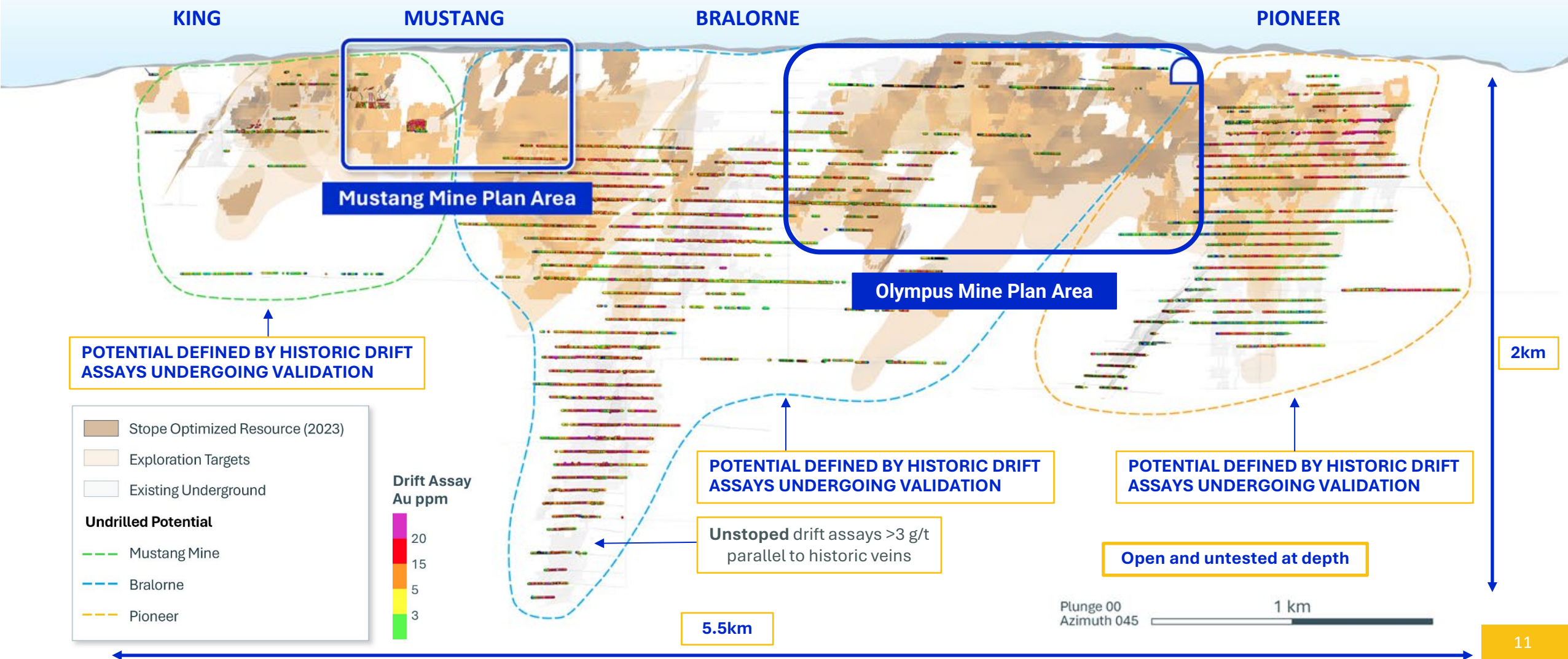


2026 Production - Bralorne West Area

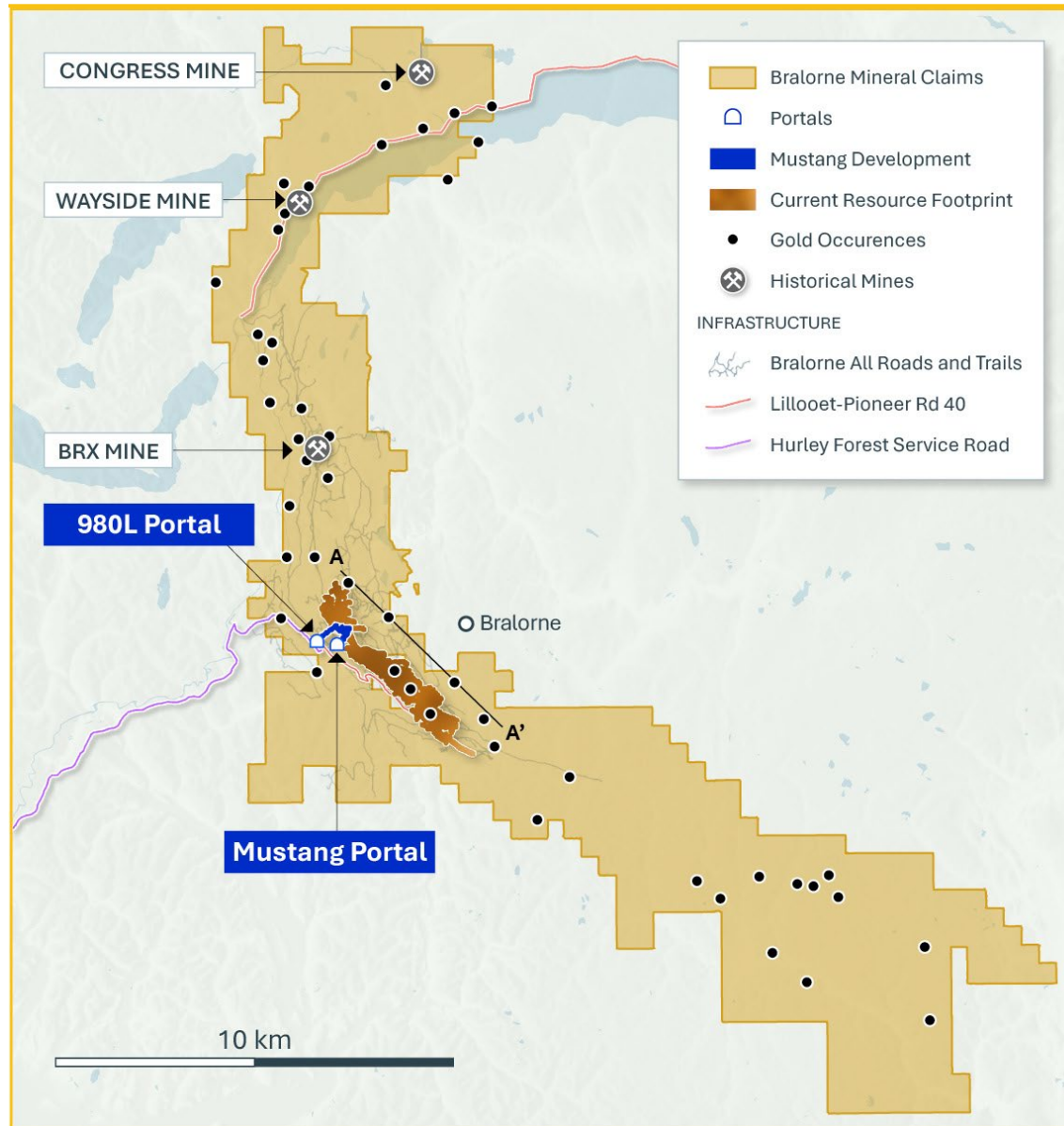


2026 PEA and Mineral Resource Update

Bralorne Gold Mines 2023 Mineral Resource and Undrilled Potential



Developing a Mining District



- **33km** strike length mineralised district
- **14,000ha - 100% Talisker Owned**
- **47 known mineral occurrences and historic mines**
- Congress Historic Resource **186Koz @ 9.1 g/t Au** from surface to 200m¹
- BRX first-pass drilling results up to **329 g/t Au**
- **Limited modern exploration** across belt; developing exploration plan
- Potential for multiple mining areas processed in a central milling complex

¹ Refer to "Historic Resource Estimate" in End Notes, slides 23

Compelling Value Proposition

**Robust, district-scale,
multi-year growth story**



WELL CAPITALIZED

- Funded to production
- First revenue reported Q3 2025



LOW CAPEX & RAPID STARTUP

- Offsite processing
- Close to surface requires limited development
- 1,500 t/d Milling Agreements



STRONG HIGH-GRADE RESOURCE BASE^{1,2}

- 33,000 oz indicated and 1.63 Moz inferred defined at Bralorne
- Significant resource update in Q2 PEA



LARGE EXPLORATION UPSIDE¹

- 5 Moz+ upside based on historic drift assays and drilling
- 33km strike mineralised length of district untested



GROWING PRODUCTION PROFILE

- Pathway to 100 koz/year by 2028
- Second Mine Planned for 2029

¹ Refer to "Historic Resource Estimate" in the Cautionary Statements included on page 23 of the Company's presentation.

² Refer to "Bralorne MRE" in the Cautionary Statements included on page 23 of the Company's presentation.



Talisker RESOURCES

TSX : TSK OTCQX : TSKFF

WEB: taliskerresources.com

Corporate Head Office:

130 Adelaide Street West, Suite 3002
Toronto, ON M5H 1T1

Lindsay Dunlop

VP Investor Relations

+1(647) 274-8975

lindsay.dunlop@taliskerresources.com

Corporate Leadership

Management

TERRY HARBORT

CEO, President, Director

- PhD in Structural Geology and Tectonics
- Co-founder and VP Exploration, Talisker Exploration Services Inc. Former Chief Geoscientist, Barkerville Gold Mines Ltd.
- Recognized senior member of the discovery team of AngloGold's Ashanti's La Colosa and Gramalote deposits

ANDRES TINAJERO

Chief Financial Officer

- MBA and Member, Canadian Institute of Chartered Professional Accountants, the Certified Practicing Accountants of Australia and Certified member, Institute of Corporate Directors
- Served as CFO and Vice President of Finance of several medium sized public companies across Canada

LEONARDO DE SOUZA

QP Vice President, Resource Development

- 35 years experience in mineral exploration and 21 years in mineral resource estimation
- Brownfields exploration and resource estimation and evaluations in a range of commodities and deposit styles from grassroots opportunities to feasibility studies and mining operations

FELIPE CASTANEDA

Vice President, Technical Services

- Held exploration and project management roles in mining and civil property development for Teck Resources, ATAC, Barkerville Gold Mines and CBRE, a global property management company
- Previously held the position of Technical Services Manager at Talisker managing project QC and QA, mineral resource statement, mineral tenure and assessment reporting, procurement and contractor engagement

Corporate Leadership

Management (continued)

RICHARD MURRELL

General Manager - Bralorne

- 30+ years of underground mining experience, specializing in shaft sinking and tunnelling
- Previous roles with Barrick, BHP Billiton, Goldfields, Anglo American, and Barminto
- Holds a Bachelor of Engineering from Camborne School of Mines; Fellow of IOM3, Member of AusIMM, ACSM Associate, and Chartered Engineer

KYLE ORR

Vice President, Exploration

- With Talisker since its founding, leading the design and execution of the 165,000m resource drill-out program
- Former Exploration Manager at Barkerville Gold Mines (Cariboo deposit) and previously with New Gold at the Blackwater project
- Qualified Professional Geoscientist (EGBC) with a B.Sc. in Applied & Environmental Geology from the University of Calgary

LINDSAY DUNLOP

Vice President, Investor Relations

- 20+ years of investor relations leadership in the mining sector, specializing in stakeholder engagement
- Built and led inaugural IR programs at Kirkland Lake Gold and Wesdome Gold Mines, and most recently led IR at Angus Gold
- Experienced in developing strategies that enhance market visibility, strengthen engagement, and support long-term shareholder value

CHARLOTTE MAY

Corporate Secretary

- 30+ years experience in the resource sector and public markets with 20 + years focused on regulatory compliance
- Served as corporate secretary and governance advisor to companies listed on CSE, TSX,V, TSX, OTCQX, NASDAQ, and NYSE

Corporate Leadership

Non-Executive Directors

MORRIS PRYCHIDNY (1)(2)

Chairman

- Chartered Accountant with 35+ years experience in the mining, entertainment and real estate industries
- Current Chairman, Nighthawk Gold Corp. and Director, Fountain Asset Corp. and Northfield Capital Corporation
- Director and Asset Manager, Orion Capital Incorporated, a Toronto-based asset management company

TERRY HARBORT

CEO, President, Director

- PhD in Structural Geology and Tectonics
- 30+ years in Mining industry
- Co-founder and VP Exploration, Talisker Exploration Services Inc. Former Chief Geoscientist, Barkerville Gold Mines Ltd.
- Recognized senior member of the discovery team of AngloGold's Ashanti's La Colosa and Gramalote deposits

STEPHEN BURLETON

- Mining executive with significant experience in capital raising, corporate development and strategy
- Over 18 years of experience in the Canadian investment banking industry
- Former President and CEO of GT Gold, where he brought Newmont in as a strategic investor.
- On the boards of Banyan Gold and Kirkland Lake Discoveries

ROBERT POWER (1)

- Internationally ranked and former practicing lawyer
- Extensive experience serving in governance roles with publicly listed exploration and mining companies
- Former CEO of Privateer Gold Ltd., a private gold exploration company in British Columbia
- Recipient of the Queen Elizabeth II Diamond Jubilee medal

CHRISTY SMITH (2)(3)

- 25 years of proven expertise working with natural resource companies and indigenous communities
- Partner and Vice President, Indigenous and Stakeholder Relations with Falkirk Environmental Consultants Ltd
- Current Vice President, Sustainability with TDG Gold Corp

ERIC TREMBLAY (2*)(3*)

- BSc. in mining engineering and mineral processing from Laval University, Quebec
- Mining executive with close to 30 years' experience in mine building and mine operations
- Current COO, Dalradian Resources Inc.
- Former General Manager Canadian Malartic, Canada's largest gold mine

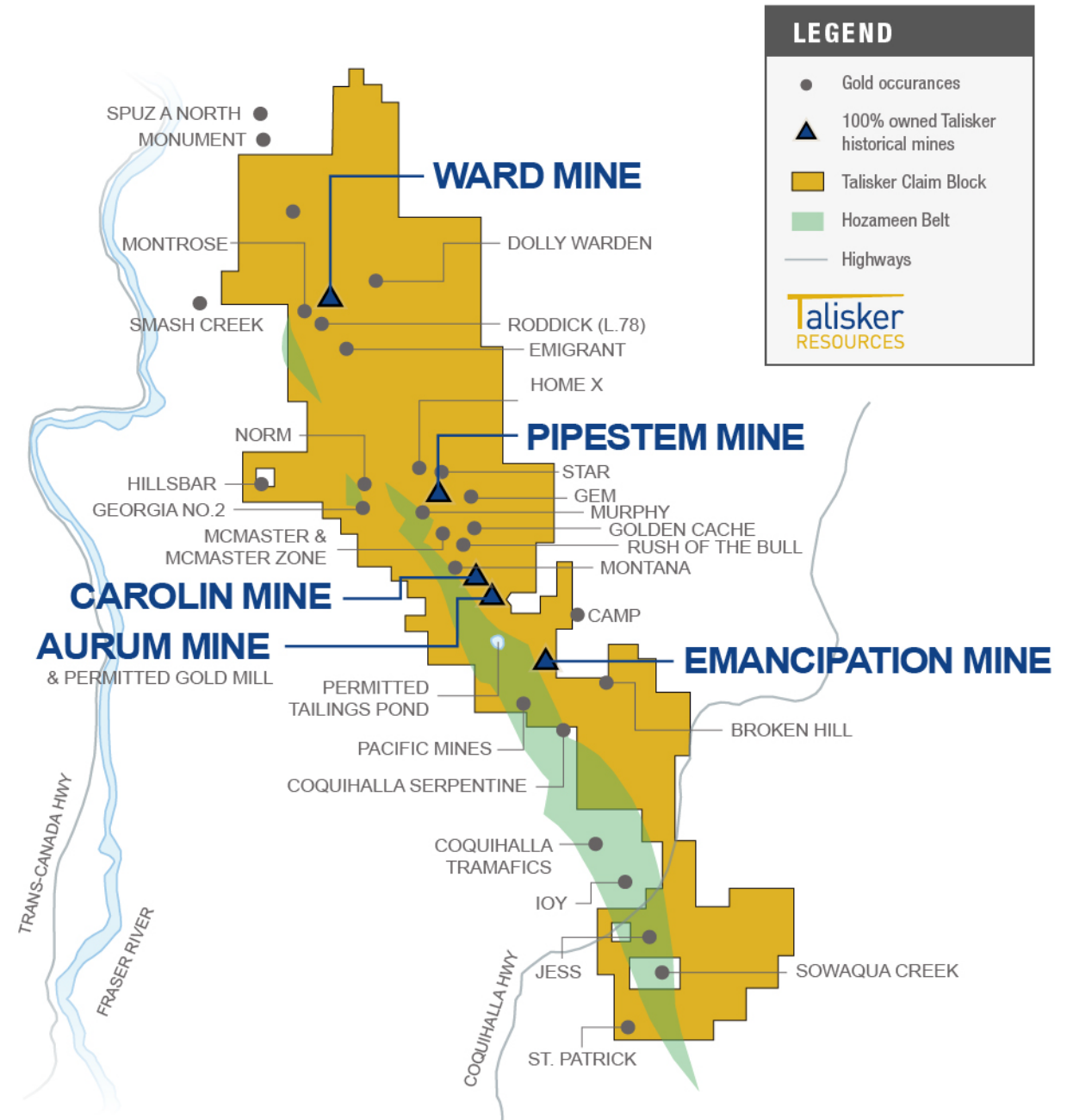
Bralorne Mineral Resource Estimate (MRE)*

Bralorne Gold Project	Category	Cut-off Grade (g/t Au)	Tonnes (t)	Grade (g/t Au)	Ounces (oz Au)
KING	Indicated	Long Hole > 2.65	111,300	8.61	30,800
		Cut and Fill > 3.10	5,900	13.45	2,600
	Inferred	Long Hole > 2.65	1,598,400	5.76	296,200
		Cut and Fill > 3.10	76,000	7.89	19,300
BRALORNE	Inferred	Long Hole > 2.65	3,958,100	7.02	893,200
		Cut and Fill > 3.10	82,500	7.95	21,100
PIONEER	Inferred	Long Hole > 2.65	1,436,500	5.72	264,400
		Cut and Fill > 3.10	16,700	14.93	8,000
CHARLOTTE	Inferred	Long Hole > 2.65	859,600	4.70	129,900
		Cut and Fill > 3.10	5,600	4.54	800
TOTAL INDICATED			117,300	8.85	33,400
TOTAL INFERRED			8,033,600	6.32	1,632,900

* Refer to End Notes, slides 23 and 24

Ladner Gold Project

- 5 Historical Mines – 24 Known Gold Occurrences
- Compliant 691,540oz Inferred Gold Resource*
- Major Mines Permit (M-138) in place
- 144km² contiguous land package – ~28kms x 5kms
- Under-explored district scale gold system along Hozameen Fault (Coquihalla Gold Belt)
- Extensive geological database that includes 600+ drill holes and 50,000+ metres of drilling
- Recently completed underground survey and updated 3D model
- Metallurgical test work by indicates overall gold recoveries of up to 94.5% possible
- Extensive Infrastructure: dewatered underground development, tailings facility, power and water available, easy 12-month road access from the Coquihalla Highway





* Refer to the most recent NI 43-101 technical report titled "Technical Report on the Ladner Gold Project, British Columbia" with an effective date of May 29, 2015.

Bralorne

Largest gold camp in Western Canada

- Historic output: **4.2 Moz at 17.7 g/t** demonstrating exceptional grade and continuity
- Proven ore continuity: **2,300 oz per vertical metre**, from 2.5 km strike length to 1.9 km depth
- High-grade cores with brecciated halos – advantageous for selective mining



Ladner Tailings JV

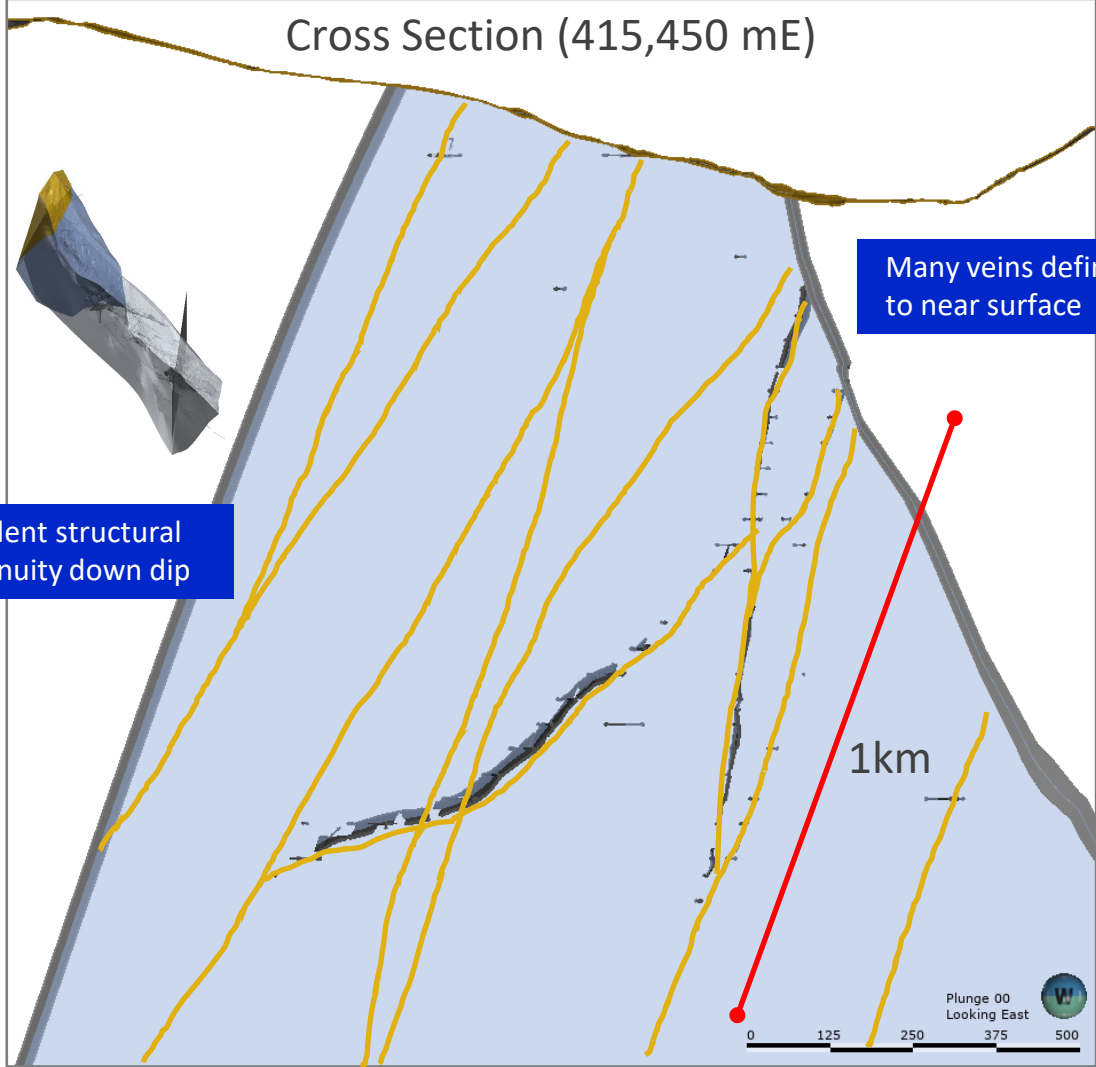
- Signed LOI with Regeneration Enterprises to form JV to process tailings
- Regeneration to fund, Talisker to retain equipment and facilities
- Tailings indicated resource of 445,000t grading @ 1.64 g/t for 24,000oz Au, inferred resource of 93,000t @ at 1.64 g/t for 5,000oz AU
- Resource represents 60% of the tailings material
- Remaining 40% remains undrilled
- UBC Study - regrind to P80 of 93µm returned average concentrate leach recoveries of 81.6%
- Regeneration to Rehabilitate to Original State
- Additional opportunity for cash flow opportunity, process equipment and facilities, reduction in mine closure requirements



Bralorne Vein Array

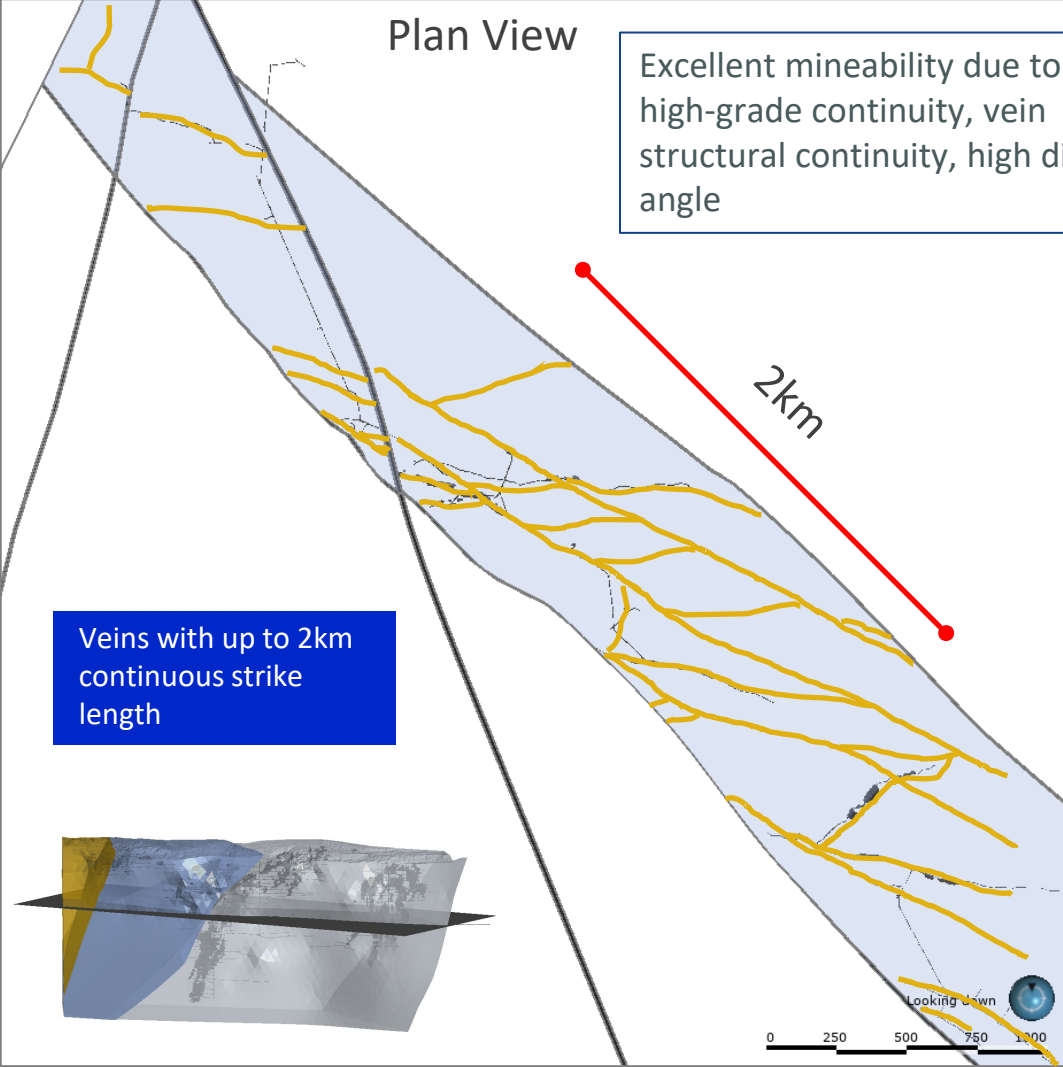
Parallel vein sets provide potential for numerous adjacent mining fronts

Cross Section (415,450 mE)



All veins open at depth

Plan View



Cautionary Statements

Technical Information and Qualified Person

The scientific and technical information contained in this presentation has been reviewed and approved by Leonardo de Souza (BSc, AusIMM (CP) Membership 224827), Talisker's Vice President, Exploration and Resource Development, who is a "qualified person" within the meaning of National Instrument 43-101 – *Standards of Disclosure for Mineral Projects*.

Historic Resource Estimates

A qualified person has not done sufficient work to classify the historical estimates as current mineral resources and the Company is not treating the historical estimates as current mineral resources. More work, including, but not limited to, drilling, will be required to conform the estimates to current CIM Definition Standards. Investors are cautioned that the historical estimates do not mean or imply that additional mineral resources exist in the Bralorne District. The Company has not undertaken any independent investigation of the historical estimates nor has it independently analyzed the results of the previous exploration work in order to verify the accuracy of the information. The Company believes that the historical estimates are relevant to continuing exploration on the Bralorne property.

Bralorne MRE

The Bralorne Gold Project has a current mineral resource estimate of 117,300 tonnes with an average grade of 8.85 g/t for 33,400 ounces in the Indicated category and 8,033,600 tonnes at 6.32 g/t for 1,632,900 ounces in the Inferred category, as included in the March 10, 2023 technical report (with an effective date of January 20, 2023) titled "NI 43-101 Technical Report and Mineral Resource Estimate for the Bralorne Gold Project, British Columbia, Canada" prepared for Talisker by Carl Pelletier, P.Geo., Vincent Nadeau-Benoit, P.Geo. and Eric Lecomte, P.Eng. of InnovExplo Inc., which is available for review under the Company's profile on the SEDAR+ website at www.sedarplus.ca.